

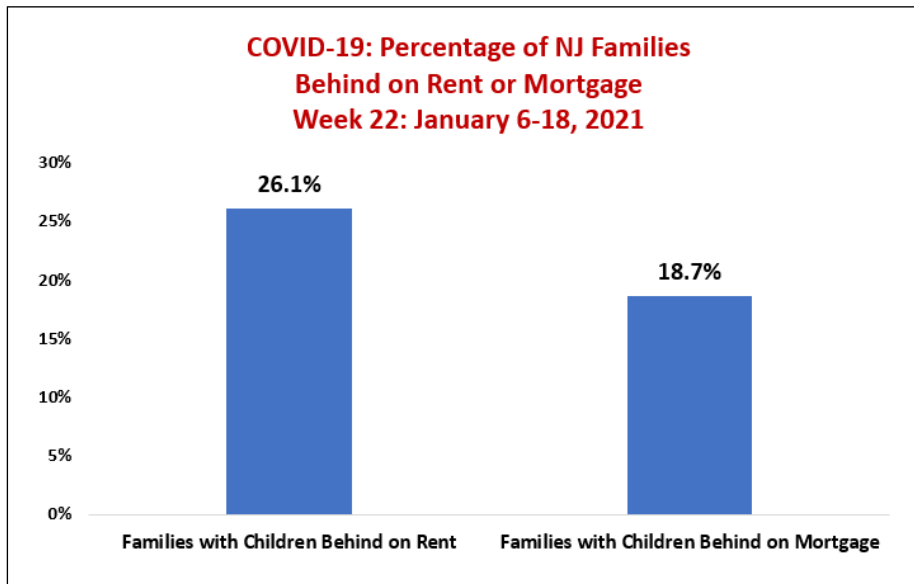
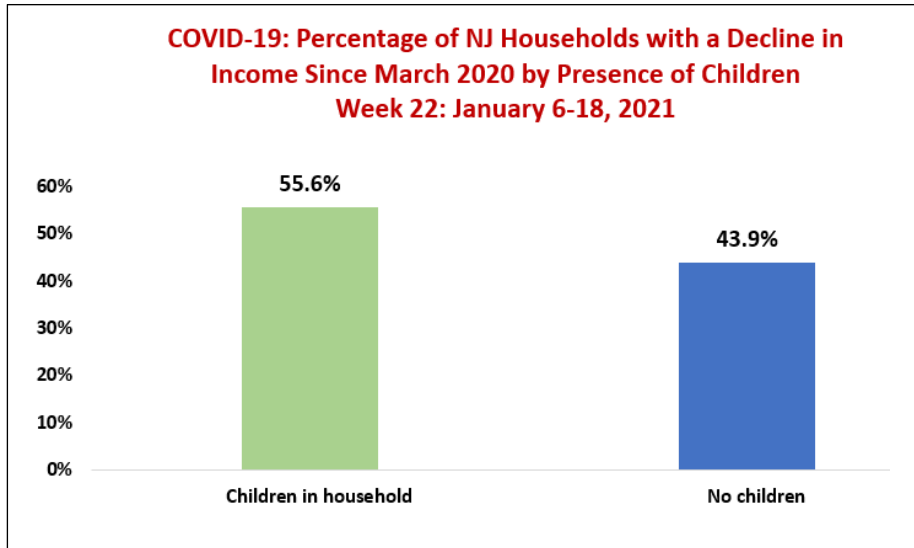
Brief Data Snapshot

February 6, 2021

COVID-19: Most Recent NJ Data (Not available by county)

Census Bureau Weekly Household Pulse Survey (real-time COVID data)

Week 22: January 6-18, 2021



Based on this data, you could say:

Based on the most recent Census Bureau Household Pulse Survey data for New Jersey,

- 55.6% of families with children have had a decline in income since March 2020
- 26.1% of families with children are behind on rent payments
- 18.7% of families with children are behind on mortgage payments
- 39.2% of families with children reported difficulty paying bills over the past week (somewhat difficult or very difficult – compared to not at all difficult or a little difficult)

At-risk families with kids, estimates based on Morris County population.

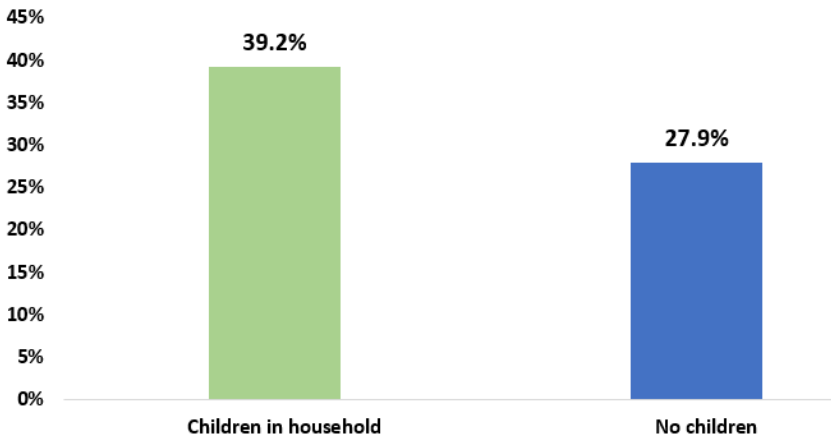
Percentages against all kids birth through 12 in Morris County

- 18,416 (26.1%) may be behind in rent
- 13,195 (18.7%) may be behind on mortgage
- 27,660 (39.2%) may live in families having difficulty paying bills

Percentages assuming 2 kids per family (average) for kids birth through 12 in Morris County

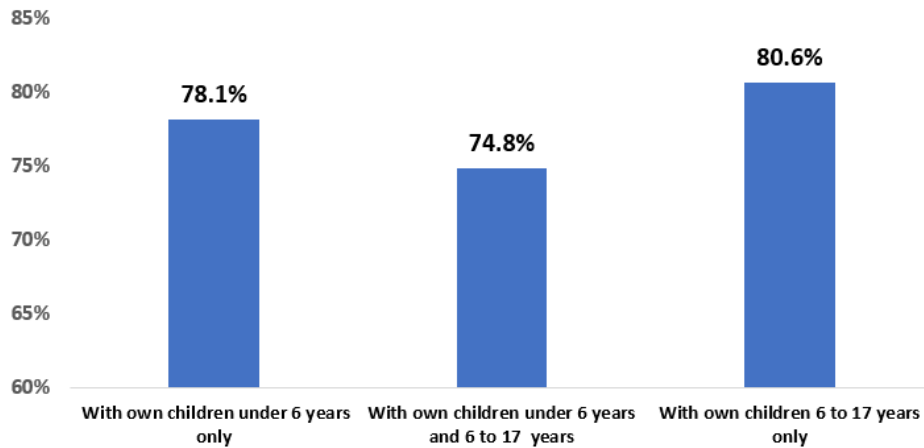
- 9,208 (26.1%) may be behind in rent
- 6,597 (18.7%) may be behind on mortgage
- 13,830 (39.2%) may live in families having difficulty paying bills

**COVID-19: NJ Households Reporting Difficulty Paying Bills
During Past 7 Days by Presence of Children
Week 22: January 6-18, 2021**



Pre-COVID Working Moms in Morris County, NJ
2019 American Community Survey, 1 Year Estimates

**Pre-COVID: Working Mothers in Morris County, NJ
by Age of Children**



Morris County Unemployment

- 5.9% unemployment rate for Morris County, December 2020 (most recent)
- 2.8% unemployment rate for Morris County, December 2019

So, unemployment is down compared to a few months ago, but it is still much higher than it was a year ago.

https://ycharts.com/indicators/morris_county_nj_unemployment_rate

https://nj.gov/labor/lpa/content/maps/laus_month.pdf